
UNITED STATES
SECURITIES AND EXCHANGE COMMISSION

Washington, D.C. 20549

Form SD

Specialized Disclosure Report

CERAGON NETWORKS LTD.



(Exact name of registrant as specified in its charter)

ISRAEL
(State or other jurisdiction of
incorporation or organization)

0-30862
(Commission File Number)

N/A
(I.R.S. Employer
Identification No.)

**Uri Ariav 3, Bldg. A, 7th floor POB 112,
Rosh Ha'Ayin 481002, Israel**
(Address of principal executive offices) (Zip Code)

Hadar Vismunski - Weinberg, Chief Legal Officer
Tel: +972-3-543-1596

(Name and telephone number, including area code, of person to contact in connection with this filing)

Check the appropriate box to indicate the rule pursuant to which this form is being filed, and provide the period to which the information in this form applies:

Rule 13p-1 under the Securities Exchange Act (17 CFR 240.13p-1) for the reporting period from January 1 to December 31, 2023.

Section 1 - Conflict Minerals Disclosure

Item 1.01 Conflict Minerals Disclosure and Report

In accordance with Rule 13p-1 promulgated under the Securities Exchange Act of 1934, as amended (the “Rule”), which was adopted by the United States Securities and Exchange Commission (“SEC”) to implement reporting and disclosure related to “conflict minerals”, including tin, tantalum, tungsten and gold (“Conflict Minerals” or “3TG”), originating in the Democratic Republic of the Congo (“DRC”) or an adjoining country (collectively referred to as the “Covered Countries”), Ceragon Networks Ltd. (the “Company”) has evaluated its current product lines and determined that, although the Company does not directly purchase minerals from smelters or other mineral processors and is several layers removed from these processors within the supply chain, certain products that the Company manufactured or contracted to manufacture in 2023 may have contained necessary Conflict Minerals. In connection with the Rule, the Company has adopted a policy (the “Conflict Minerals Policy”) with respect to the responsible sourcing of conflict minerals. Accordingly, the Company is filing this disclosure along with a report (the “Conflict Minerals Report”) to disclose the measures it has taken to determine the origin, or likely origin, of the Conflict Minerals used in our products.

Conflict Minerals Disclosure

A copy of the Company's Conflict Minerals Report is provided as Exhibit 1.01 hereto and is publicly available at <https://www.ceragon.com/investors/corporate-governance>

Section 2 – Exhibits

[Exhibit 1.01 - Conflict Minerals Report as required by Item 1.01 of this Form.](#)

Signature

Pursuant to the requirements of the Securities Exchange Act of 1934, the registrant has duly caused this report to be signed on its behalf by the duly authorized undersigned.

Ceragon Networks Ltd.
(Registrant)

Dated: May 30, 2024

By: /s/ Hadar Vismunski - Weinberg
Hadar Vismunski – Weinberg Chief Legal Officer

**CERAGON NETWORKS LTD.
Conflict Minerals Report
For The Year Ended December 31, 2023**

A. OVERVIEW

This report has been prepared by Ceragon Networks Ltd. (NASDAQ: CRNT) (herein referred to as “Ceragon,” the “Company,” “we,” “us,” or “our”) pursuant to Rule 13p-1 (the “Rule”) promulgated under the Securities Exchange Act of 1934, as amended. According to the Rule, if a SEC registrant has reason to believe that any of the conflict minerals, including tin, tantalum, tungsten and gold (“Conflict Minerals” or “3TG”), in its supply chain may have originated in the Democratic Republic of the Congo (“DRC”) or an adjoining country (collectively referred to as the “Covered Countries”), or if the registrant is unable to determine the country of origin of those conflict minerals, then the registrant must exercise due diligence on the conflict minerals’ source and chain of custody, and submit a Conflict Minerals Report that includes a description of those due diligence measures.

As part of Ceragon’s commitment to corporate responsibility and respecting human rights in our own operations and global supply chain, Ceragon is committed to complying with the legislation and supports responsible conflict mineral sourcing. Furthermore, due to the potential negative economic and social impacts on the economies of the DRC and the Covered Countries, Ceragon does not seek to completely eliminate sourcing from the DRC or Covered Countries, but rather is dedicated to the responsible sourcing of such minerals, inter alia, as supported by information and/or data from independent third party audits or reports. In addition, it is important to note that, like many other companies, Ceragon does not directly purchase minerals from smelters or other mineral processors, and has several layers removed from these processors within the supply chain. Ceragon also fully recognizes that the minerals supply chain is global and complex, and many product and/or product component suppliers and manufacturers may lack the resources or commercial strength to trace the necessary minerals all the way back to the mine or original source of the ores. Notwithstanding these issues and realities, Ceragon is committed to the responsible sourcing of the necessary Conflict Minerals used in its products, and therefore asks its suppliers to follow the company’s Conflict Minerals Policy, and strives, to a reasonable degree, to conduct a reasonable country of origin inquiry (“RCOI”) on the likely source and chain of custody of the necessary Conflict Minerals used in its products through the resources provided by third party audit bodies, such as (but not necessarily through) the Responsible Minerals Initiative (“RMI”). As such, the company commits resources to ensure compliance with the applicable Conflict Minerals regulations and practices in responsible sourcing of those minerals.

Our Solutions

We are the leading wireless hauling specialist company in terms of unit shipments and global distribution of our business, providing innovative high capacity wireless connectivity solutions to global markets across various industries, mainly wireless (mobile) networks service providers.

Wireless hauling is a means for connecting mobile network sites (e.g. cellular base stations in various architectures) to the rest of the network. It carries information to and from the cellular base stations. It is used when high-speed wireline connectivity to telecom sites (typically fiber optics) is not available or rapid development is required. According to market research, about 45% of global telecom sites are connected to the rest of the network via wireless hauling.

Ceragon's innovative technology related to the transition from Wireless SDH to Wireless IP, and the further transition to compact multi-core all-outdoor wireless backhaul solutions, assisted in positioning Ceragon as a leader in the global wireless hauling market, and we expect that it would have potentially positioned us to benefit from new wireless generation transitions such as the current 5G evolution.

In preparation for the transition from 4G to 5G technologies, we have begun planning the roll-out of new 5G-supporting products. In 2019, we introduced the market-first "disaggregated wireless hauling" architecture, which allows operators to significantly simplify 5G network deployment and maintenance, as well as reduction of capital and operating expenses. Currently, we are investing in a new chipset which incorporates 8-cores (Octa-core) in a chipset to be incorporated in products expected to be launched in 2024.

The term 'wireless hauling' refers to various types of network connectivity signaling and network protocols which vary in speeds and include (i) backhaul - used in 4G, 5G and earlier generations of mobile networks to send data packets between the network and the base-stations and between the base-stations to other network elements, and (ii) fronthaul - used in 4G and 5G networks to send radio signal values between building blocks of the base station, which can be separated from another across geographic site locations to achieve network efficiencies in some network scenarios.

Wireless hauling offers network operators a cost-efficient alternative to wire-line connectivity between network nodes at different sites, mainly fiber optics. Support for high broadband speeds and very large numbers of devices means that all value-added services can be supported, while the high reliability of wireless systems provide for lower maintenance costs. Because they require no trenching, wireless hauling links can also be set up much faster and at a fraction of the cost of fiber solutions. On the operator's side, this translates into an increase in operational efficiency and faster time-to-market, as well as a shorter timetable to achieving new revenue streams.

We provide wireless hauling solutions and services that enable cellular operators and other service providers to build new networks and evolve networks towards 4G and 5G services. The services provided over these networks are voice, mobile and fixed broadband, Industrial/Machine-to-Machine (M2M), Internet of Things (IoT) connectivity, public safety and other mission critical services. We also provide our solutions for wireless backhaul to other vertical markets such as Internet service providers, public safety, utilities, oil and gas offshore drilling platforms, as well as maritime communications. Our wireless hauling solutions use microwave and millimeter-wave radio technologies to transfer large amounts of telecommunication traffic between wireless 5G, 4G, 3G and other cellular base station technologies (distributed, or centralized with dispersed remote radio heads) and the core of the service provider's network. We are also a member of industry consortiums of companies, which attempt to better define future technologies in ICT (Information and Communication Technologies) markets, such as Open Networking Foundation (ONF), Metro Ethernet Forum (MEF), European Telecommunications Standards Institute (ETSI), Telecom Infra Project (TIP) and others.

In addition to providing our solutions, we also offer our customers a comprehensive set of turn-key services, including advanced network and radio planning, site survey, solutions development, network rollout, maintenance, wireless hauling network audit and optimization, and training. To enable delivery of turn-key solutions to our customers, in addition to providing roll-out services, we have partnered with other third party providers of technologies complementary to our own. Our offering includes technologies such as: Unlicensed Point-to-Point, Private LTE, Licensed/unlicensed Point-to-Multipoint, IP/MPLS and others. This allows us to better cover our customers' end-to-end needs and increases the level of commitment of these customers. Our services include powerful project management tools that streamline deployments of complex wireless networks, thereby reducing time and costs associated with network set-up and allowing a fast time-to-revenue. Our experienced teams can deploy hundreds of wireless hauling links every week, and our rollout project track record includes hundreds of thousands of links already installed and operational with a variety of industry-leading operators.

Designed for any network scenario, including risk-free flexible migration from current and legacy network technologies and architectures to evolving standards and network hauling scenarios, our solutions provide ultra-high speed connectivity at any distance, be it a few kilometers or tens of kilometers, and even longer, over any available spectrum (or combinations of available spectrum bands) and in any site and network architecture. Our solutions support all wireless access technologies, including 5G-NR NSA, 5G-NR SALTE, HSPA, EV-DO, CDMA, W-CDMA, WIFI and GSM as well as Tetra, P.25 and LMR for critical communications. These solutions allow wireless service providers to cost-effectively and seamlessly evolve their networks from a monolithic base-station architecture to an open RAN architecture, utilizing vertical and horizontal disaggregation, allowing them extra flexibility, scalability and efficiency, thereby meeting the increasing demand of a growing number of connections of any type for consumers and enterprises with growing needs for mobile and other multimedia services, and a growing number of machines or IoT devices such as street surveillance devices or meters.

We also provide our solutions to other non-carrier vertical markets such as oil and gas companies, public safety organizations, businesses and public institutions, broadcasters, energy utilities and others that operate their own private communications networks. Our solutions are deployed by more than 600 service providers of all sizes, as well as in more than 1,600 private networks, in more than approximately 130 countries.

Supply Chain

The products that we manufacture are highly complex, typically containing thousands of parts from many suppliers. We have relationships with a vast network of suppliers throughout the world and there are generally multiple tiers in the chain of custody between the 3TG mines or processing facilities, where tungsten, tantalum, tin and gold are extracted and/or processed. Hence, and as per the Organization for Economic Co-operation and Development ("OECD") Due Diligence Guidance for Responsible Supply Chains of Minerals from Conflict-Affected and High-Risk Areas (2016) and related Supplements (the "OECD Due Diligence Guidance"), Ceragon is constituted as a "downstream" company. As such, we must rely on our direct and secondary suppliers to work with their relevant upstream suppliers so that they may provide us with accurate information on the origin of 3TG in the components we purchase, where applicable, by using a template issued by a third party audit body, namely the Responsible Mineral Initiative ("RMI")'s Conflict Minerals Reporting Template ("CMRT"), of at least version 6.01 or higher, to report on the origin, or likely origin, of the 3TG in the components we purchase that are necessary to the functionality or production of our products.

Reasonable Country of Origin Inquiry (RCOI)

Based on the aforementioned risk-based approach, we surveyed one hundred and thirteen (113) suppliers, out of which we received one hundred and six (106) responses. Out of these 106 responses we received from our supply chain inquiry, we identified ninety eight (98) suppliers whose products may contain 3TG (87.5%) and 14 were found not to use 3TG at their supplies (12.5%). We requested that all identified suppliers provide information to us regarding 3TG existence and relevant smelters or refiners (“SoRs”) with whom they engage, while using the Conflict Minerals Reporting Template (“CMRT”) of at least version 6.01 or higher, developed by independent third party audit body such as the Responsible Minerals Initiative (“RMI”), formerly the Conflict-Free Sourcing Initiative (“CFSI”).

In order to facilitate the implementation of our risk-based approach, Ceragon utilized the services of a third party service provider that assisted in sending relevant communications to our suppliers to explain our expectations regarding compliance and responsible mineral sourcing, while referring suppliers to online training materials, as well as our Conflict Minerals Policy and instructions. We solicited information from suppliers using a template adopted by an independent third-party audit body, the RMI, namely, the CMRT version 6.01 or higher. We received a response rate of 93.81%. We reviewed the responses that we received and followed up on inconsistent, incomplete, and inaccurate responses, sending reminders to suppliers that did not respond to our requests for information. We compared the smelters or refiners identified in the surveys provided by our relevant suppliers against the lists of facilities that have received a conflict-free or audit-in-process designation by the RMI’s Responsible Minerals Assurance Process (“RMAP”), formerly the Conflict Free Smelter Program (“CFSP”). Ceragon is a downstream company as indicated above. As such, we source products and components from suppliers, which, in turn, source materials from their sub-tier suppliers. Our supply chain is extensive and complex with many layers of suppliers positioned between ourselves and 3TG smelters or refiners. Due to our extended supply chain, we expect our suppliers to provide us with accurate information concerning the likely sources and chains of custody of 3TG necessary for the functionality or production of our products.

Efforts to Determine Mine or Location of Origin

We have determined that requesting our suppliers to complete a current version of the CMRT (i.e., 6.01 and above) represents our reasonable best efforts to determine the mines or locations of origin of 3TG in our supply chain.

The Company’s efforts to determine the origin of the Conflict Minerals with the greatest possible accuracy consisted of the due diligence measures described in this Conflict Minerals Report.

Smelters or Refiners (“SoR”) and Countries of Origin of 3TG

The vast majority of suppliers from which we requested information responded and provided information through version 6.01 or higher of the RMI’s CMRT.

The Company has attempted, with reasonable best effort, to determine the smelters or refiners that are part of its mineral supply chain, through information provided by its suppliers that sold products or product components to the company in 2023.

Currently, the Company does not have the sufficient information to determine the exact country of origin of the Conflict Minerals used in our products or the facilities used to process those Conflict Minerals. Therefore, we cannot exclude the possibility that some of these Conflict Minerals may have originated in the DRC or one of the Covered Countries, and do not originate entirely from recycled or scrap sources.

Based on this result, and to mitigate the lack of information, the Company conducted supply chain Conflict Minerals due diligence activities and details those activities in this Conflict Minerals Report.

B. DUE DILIGENCE

Design of Due Diligence

Our supply chain due diligence measures were designed to conform, in all material respects, with the due diligence framework presented by The Organization for Economic Co-operation and Development (OECD) in the publication OECD Due Diligence Guidance for Responsible Supply Chains of Minerals from Conflict-Affected and High-Risk Areas (“OECD Guidance”) and its related supplements for gold, tin, tantalum and tungsten. We designed our due diligence measures according to the recommendations of the OECD Guidance for downstream companies that have no direct relationships with smelters or refiners of necessary Conflict Minerals.

Due Diligence Performed

OECD Step 1: Strong Company Management Systems

Conflict Minerals Policy

We have adopted a Conflict Minerals Policy that expresses our commitment to responsible sourcing and our expectations of suppliers regarding the sourcing of the necessary 3TG in our products, which is publicly available on our website at: <https://www.ceragon.com/investors/corporate-governance>.

To the extent required by the SEC, we support increased transparency with regards to our sourcing practices, in particular the sourcing of minerals from areas of on-going conflict, such as the Conflict Minerals from the DRC and Covered Countries. We expect our suppliers to adopt similar policies and meet our expectations regarding responsible sourcing and human rights. As a downstream company, our supply chain is highly complex and our manufacturing process is significantly removed from the mining, smelting or refining of conflict minerals. As a result, we expect our suppliers to cooperate with us to provide: (i) the required supply chain due diligence process, in order to facilitate our compliance with the Rule; and (ii) demonstrate processes in place to reasonably assure the origin, or the likely origin, of the necessary Conflict Minerals contained in the products provided to Ceragon, and that these minerals did not directly or indirectly benefit, to the best of their knowledge, the armed groups in the DRC or one of the Covered Countries.

In addition, our ethical commitment is reflected not only in our Conflict Minerals Policy, but also in our Code of Conduct, which outlines expected behaviors for all of the Company's stakeholders, as well as our Standards of Business Conduct (see <https://www.ceragon.com/investors/corporate-governance>) for suppliers that includes our specific approach to human rights, bribery, conflict of interests, insider trading etc. expectations.

Internal Team

We have established an internal team led by the Global Director of Procurement and Chief Legal Officer of the Company, responsible for implementing our Conflict Minerals compliance strategy, as well as other team members from our Procurement, Operations and Legal departments. The team assesses progress and discusses further steps regarding implementation of our Conflict Minerals strategy and risk management processes.

Control Systems

As a downstream company, we do not typically have a direct relationship with 3TG smelters or refiners. We do, however, use the RMI standard smelter lists to verify the status of Smelter Original Resources ("SoRs") that have undergone, or are in the process of undergoing, an independent third-party audit on their labor and human rights practices.

We utilize the RMI's CMRT reporting template, accepting versions 6.01 or higher for the 2023 reporting year, to collect data and information from our suppliers and to identify the origins, or likely origins, of the 3TG in our supply chain that is necessary to the functionality or production of products that we manufactured or contracted to manufacture in 2023. As mentioned previously in this report, we also engage a third-party service provider to assist us in engaging in communication with our suppliers to collect information on the smelters or refiners processing the minerals that may ultimately be assimilated into our products.

We communicate the Company's due diligence efforts to our customers upon request and to senior management on a periodic basis, in addition to the filing of this report with the SEC.

Maintenance of Records

As per the recommendation in the OECD Guidance and Related Supplements, we retain records and relevant materials for a period of five years.

Supplier Engagement

As part of our supply chain due diligence and in engaging our supply chain on responsible sourcing, we sent notifications to relevant suppliers during 2023 requesting them to complete version 6.01 or higher of the RMI's CMRT. We also provide training and instructions for completing the CMRT to our relevant suppliers. As stated in our Conflict Minerals Policy, suppliers are expected to implement and communicate policies that promote responsible sourcing and that are consistent with our Conflict Minerals Policy and we expect their direct and indirect suppliers do the same. In addition, our suppliers are expected to establish procedures to facilitate the traceability of the necessary Conflict Minerals in our supply chain.

Many of our supplier purchase contracts have terms of three to five years or more or consider the volume purchased as not material (and hence, show less willingness to change their procurement terms), and we may not be able to unilaterally impose new contract terms or flow-down requirements that would otherwise compel these suppliers to support our supply chain due diligence efforts with respect to 3TG content. For suppliers that do not meet our expectations, we reserve the right to contact them and request information regarding the source, or likely source, and chain of custody of the Conflict Minerals in their supply chain, and as we enter into new contracts or renew existing contracts, we negotiate the adding of relevant Conflict Minerals language that requires suppliers to cooperate in identifying the source or the likely source, if any, of 3TG in their supply chain.

Grievance Mechanism

We have internal processes in place that allow all relevant stakeholders to express their concerns about possible improper or unethical business practices or violations of company policies, laws, or regulations. Our Conflict Minerals Policy is available to the public on our website (at <https://www.ceragon.com/investors/corporate-governance>) and includes a grievance procedure for suppliers and other external parties to contact us should they wish to seek guidance or report concerning Conflict Minerals or responsible sourcing topics.

OECD Step 2: Identifying and Assessing Potential Risks in the Supply Chain

We surveyed 113 suppliers and had a response rate of 93.81%. We surveyed those suppliers to identify the 3TG contained in the products supplied to us, and to request information in the CMRT regarding the smelters or refiners that process the 3TG and the reasonable countries of origin of the 3TG in their supply chains. The survey was conducted by utilizing version 6.01 or higher of the CMRT and the services of a third-party service provider in order to collect the responses.

We reviewed the responses against the risk criteria development by our internal team as well as the correspondence with our responsible sourcing policy to determine the responses that required further engagement and follow-up. The responses included certain incomplete responses as well as inconsistencies within the data reported by those suppliers and we worked with them in an effort to secure revised responses. Smelters or refiners identified by the Company's suppliers were compared against the list of smelters or refiners that have received a conflict-free or active designation from the RMAP.

OECD Step 3: Design and Implement a Strategy to Respond to Risks

We implemented the following strategy to address the results of our risk assessment described in Step 2 above. The goal of the design and implementation strategy is not to eliminate sourcing from the DRC and Covered Countries, but to encourage participation with the RMI and other third-party audit bodies, where possible.

- Our senior management and relevant procurement directors are briefed about our due diligence efforts on a periodic basis.
- We adopted a risk management approach aimed at encouraging responsible sourcing practices, primarily focused on suppliers that may source or process 3TG originating or likely originating in the DRC or Covered Countries.
- The goal of the risk management approach is not to eliminate sourcing from the DRC, but to encourage suppliers to engage in responsible mineral sourcing, as per the Company's policy.
- We found no instance where it was necessary to escalate risk management efforts, temporarily suspend business or disengage with a supplier due to Conflict Minerals sourcing-related issues.
- We engage in regular ongoing risk assessment through our suppliers' annual data submissions, as well as by documenting our reported SoRs and likely Countries of Origin ("COO").
- Our internal team, led by the Company's Chief Legal Officer and Global Director of Procurement, assesses identified risks and determines follow-up actions, if any.

OECD Step 4: Carry Out Independent Third-Party Audit of Supply Chain Due Diligence at Identified Points in the Supply Chain

We do not typically have a direct relationship with 3TG smelters or refiners reported within our supply chain and therefore do not perform direct audits of these entities. We rely on the efforts of independent Third-Party Audit initiatives, such as the RMI, that conduct validation audits of sourcing and human rights practices among smelters or refiners of the Conflict Minerals.

OECD Step 5: Report on Supply Chain Due Diligence

This Conflict Minerals Report constitutes our annual report on our 3TG due diligence, and is made available on our website at: <https://www.ceragon.com/investors/corporate-governance>, as well as being filed with the SEC.

C. RESULTS OF ASSESSMENT

The Company sent out 113 survey requests and received 106 responses, amounting to a 93.81% response rate.

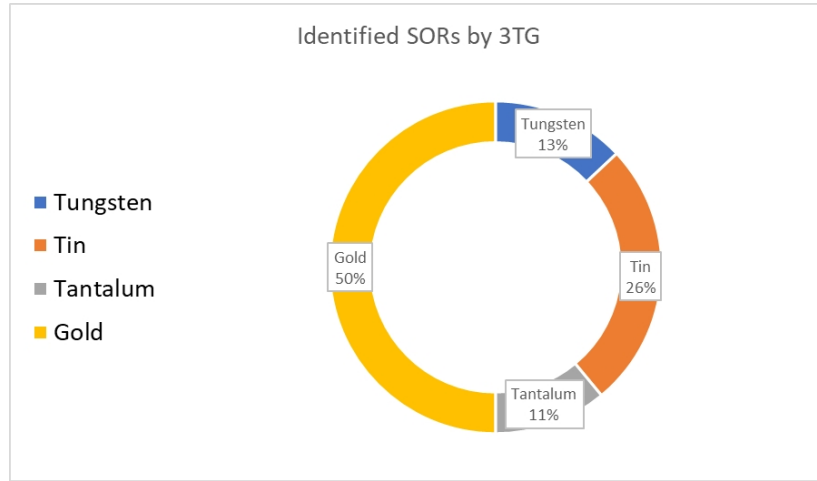
Currently, we do not have sufficient information from our suppliers to determine the complete list of the countries of origin of the Conflict Minerals used in our products that were manufactured or that were contracted to manufacture in 2023 or the facilities used to process those Conflict Minerals.

Based on the information provided by the Company's suppliers and its own due diligence efforts with known smelters or refiners until December 31, 2023, the Company believes that the facilities that may have been used to process the 3TG in the Company products in 2023 include the smelters or refiners listed in Annex I below.

Based on these due diligence efforts, the Company does not have sufficient information to conclusively determine the countries of origin of the 3TG in its products or whether the 3TG in its products originated entirely from recycled or scrap sources. However, based on the information provided by the Company's relevant direct suppliers, as well as their reported smelters or refiners, which was validated against independent sources such as the statuses of those SoRs in the RMI's RMAP program and other sources, the Company believes that the countries of origin of the 3TG contained in its products may include the countries listed in Annex II below.

The charts below summarize the 637 operational smelters and/or refiners and their participation status in the RMAP, as indicated in the compiled data from our due diligence efforts:

%	Quantity	Metal
13%	85	Tungsten
26%	169	Tin
11%	67	Tantalum
50%	316	Gold
100%	637	Total

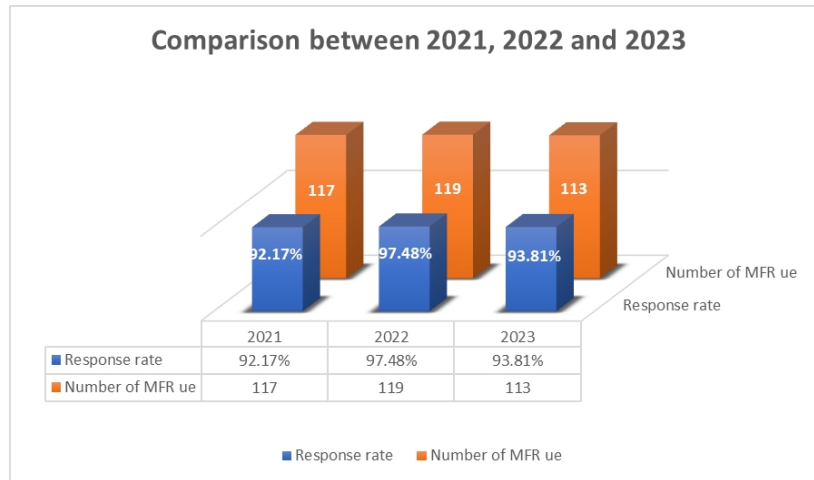


Regarding the chart below, please note that:

- **“Compliant”** refers to SoRs that have received a “conflict-free” designation from an independent third party audit program;
- **“Active”** refers to SoRs that have begun or are currently participating in an independent third-party audit program;
- **“Not Active”** refers to SoRs that have not begun participating in an independent third-party audit program.

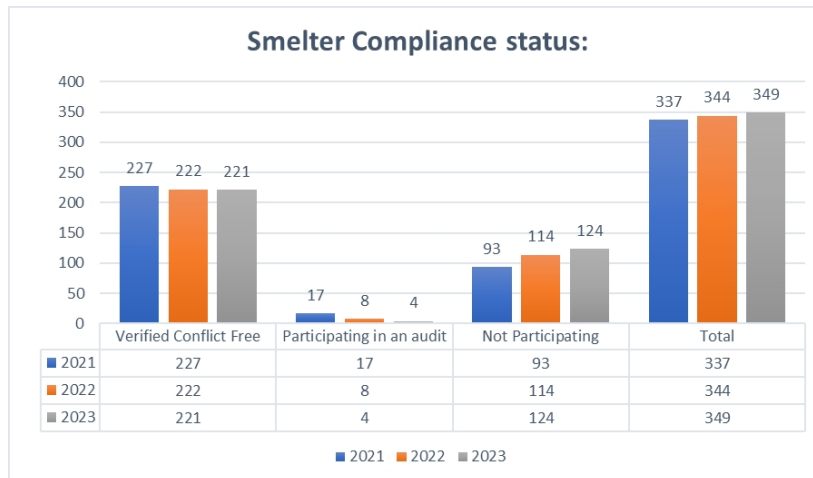
Manufacturer's response rate:

	2021	2022	2023
Response rate	92.17%	97.48%	93.81%
Number of MFR ue	117	119	113



Smelter Compliance status:

	2021	2022	2023
Verified Conflict Free	227 (67.4%)	222 (64.5%)	221 (63.3%)
Participating in an audit	17 (5.0%)	8 (2.3%)	4 (1.15%)
Not Participating	93 (27.6%)	114 (33.2%)	124 (35.5%)
Total	337 (100%)	344 (100%)	349 (100%)



Please note that information gathered from Ceragon’s suppliers is not collected on a continuous, real-time basis, and, since the information comes from direct and secondary suppliers and independent Third Party Audit programs, Ceragon can only provide reasonable (not absolute) assurance regarding the source and chain of custody of the necessary Conflict Minerals. Nonetheless, the Company continuously strives to improve its processes on an annual basis.

D. ONGOING MITIGATION EFFORTS

Subject to the Rule, we intend to take the following steps to improve the supply chain due diligence and responsible sourcing practices to further mitigate the risk that the 3TG could potentially finance or benefit armed groups in the DRC or Covered Countries:

- Ensure that new or renewed supplier contracts adhere to the Conflict Minerals requirement in such contracts.
- Continue to send follow-up letters to non-responsive suppliers and to suppliers that source the necessary conflict minerals from the DRC or Covered Countries, i.e. conflict minerals originating from smelters or refiners that are not compliant with RMAP or other independent Third-Party Audit programs.
- Send surveys to suppliers as an annual routine to assimilate such routines by our suppliers and allow our suppliers to establish a process that will assure providing a complete response.
- Continue to validate supplier responses using information collected via independent conflict free smelter validation programs such as the Responsible Minerals Initiative's (RMI) RMAP.
- Strengthen communications with suppliers to improve the number of suppliers that respond to the Company's supply chain surveys, continue to emphasize the importance of this initiative and encourage their participation.

Caution Concerning Forward- Looking Statements

This report on Form SD contains "forward-looking statements" within the meaning of the Securities Act of 1933, as amended, or the Securities Act, and the Securities Exchange Act of 1934, as amended, or the Exchange Act, and the safe-harbor provisions of the Private Securities Litigation Reform Act of 1995. Also, documents that we incorporate by reference into this report or annex to it, including documents that we subsequently file with the SEC, will contain forward-looking statements. Forward-looking statements are those that predict or describe future events, trends and expected results and that do not relate solely to historical matters. We have based these forward-looking statements on our current expectations and projections about future events.

Forward-looking statements can be identified using terminology such as "may," "will," "assume," "expect," "anticipate," "estimate," "continue," "believe," "potential," "possible," "intend," and similar expressions or negatives of those expressions that are intended to identify forward-looking statements, although not all forward-looking statements contain these identifying words. All statements contained or incorporated by reference in this report on Form SD or other filings with the SEC regarding our future strategy, future expectations, plans and events, future operations, projected financial position, proposed products, estimated future revenues, projected costs, future prospects, the future of our industry and results that might be obtained by pursuing management's current plans and objectives, projections of results of operations or of financial condition, are "forward-looking statements".

You should not place undue reliance on our forward-looking statements because the matters they describe are subject to certain risks, uncertainties and assumptions that are difficult to predict, and they involve known and unknown risks and uncertainties that may cause our actual results, performance or achievements to be materially different from any future results, performance or achievements expressed or implied by such forward-looking statements. Our forward-looking statements are based on the information currently available to us and speak only as of the date on the cover of this report on Form SD, or, in the case of forward-looking statements incorporated by reference, the date of the filing that includes the statement. Over time, our actual results, performance or achievements may differ from those expressed or implied by our forward-looking statements, and such difference might be significant and materially adverse to our security holders. We undertake no obligation to update publicly any forward-looking statements, whether as a result of new information, future events or otherwise.

We have identified some of the important factors that could cause future events to differ from our current expectations and they are described in our Annual Report on Form 20-F for the fiscal year ended December 31, 2023, including without limitation under the captions “Item 3. Key Information - Risk Factors”, the information about us set forth under Item 4. “Information on the Company” and information related to our financial condition under Item 5. “Operating and Financial Review and Prospects”, in our 2023 Form 20-F generally, and in other documents that we filed or may file with the SEC, all of which you should review carefully. Please consider our forward-looking statements in light of those risks as you read this report.

Annex I – List of Identified Operating SoRs

Metal	Smelter Name	Smelter Country
Gold	Heraeus Ltd. Hong Kong	CHINA
Gold	Metalor Technologies (Suzhou) Ltd.	CHINA
Gold	Metalor Technologies (Hong Kong) Ltd.	CHINA
Gold	Metalor Technologies (Singapore) Pte., Ltd.	SINGAPORE
Gold	Metalor Switzerland	SWITZERLAND
Gold	Metalor USA Refining Corporation	UNITED STATES OF AMERICA
Gold	PAMP S.A.	SWITZERLAND
Gold	Aida Chemical Industries Co., Ltd.	JAPAN
Gold	Allgemeine Gold-und Silberscheideanstalt A.G.	GERMANY
Gold	AngloGold Ashanti Brazil	BRAZIL
Gold	Argor-Heraeus S.A.	SWITZERLAND
Gold	Amagasaki Factory, Hyogo Prefecture, Japan	JAPAN
Gold	Asaka Riken Co., Ltd.	JAPAN
Gold	Aurubis AG	GERMANY
Gold	Boliden AB	SWEDEN
Gold	C. Hafner GmbH + Co. KG	GERMANY
Gold	Chimet S.p.A.	ITALY
Gold	Dowa	JAPAN
Gold	Eco-System Recycling Co., Ltd.	JAPAN
Gold	Heimerle + Meule GmbH	GERMANY
Gold	Heraeus Precious Metals GmbH & Co. KG	GERMANY
Gold	Ishifuku Metal Industry Co., Ltd.	JAPAN
Gold	Istanbul Gold Refinery	TURKEY
Gold	Asahi Refining USA Inc.	UNITED STATES OF AMERICA
Gold	Asahi Refining Canada Ltd.	CANADA
Gold	JX Nippon Mining & Metals Co., Ltd.	JAPAN
Gold	Kennecott Utah Copper LLC	UNITED STATES OF AMERICA
Gold	Kojima Chemicals Co., Ltd.	JAPAN
Gold	LS-NIKKO Copper Inc.	KOREA, REPUBLIC OF
Gold	Matsuda Sangyo Co., Ltd.	JAPAN
Gold	Metal?rgica Met-Mex Pe?oles, S.A. de C.V	MEXICO
Gold	Mitsubishi Materials Corporation	JAPAN
Gold	Mitsui Kinzoku Co., Ltd.	JAPAN
Gold	Nihon Material Co., Ltd.	JAPAN
Gold	Royal Canadian Mint	CANADA
Gold	Shandong Zhaojin Gold & Silver Refinery Co., Ltd.	CHINA

Gold	Solar Applied Materials Technology Corp.	TAIWAN, PROVINCE OF CHINA
Gold	MEM(Sumitomo Group)	JAPAN
Gold	Shonan Plant Tanaka Kikinzoku	JAPAN
Gold	China's Shandong Gold Mining Co., Ltd	CHINA
Gold	Tokuriki Honten Co., Ltd.	JAPAN
Gold	Metallurgie Hoboken Overpelt	BELGIUM
Gold	United Precious Metal Refining, Inc.	UNITED STATES OF AMERICA
Gold	AGR (Perth Mint Australia)	AUSTRALIA
Gold	WIELAND Edelmetalle GmbH	GERMANY
Gold	Ogussa Osterreichische Gold- und Silber-Scheideanstalt GmbH	AUSTRIA
Gold	CCR	Canada
Gold	China Henan Zhongyuan Gold Smelter	China
Gold	Fujian Zijin mining stock company gold smelter	China
Gold	Ohura Precious Metal Industry Co., Ltd.	Japan
Gold	Rand Refinery (Pty) Ltd.	South Africa
Gold	SEMPSA Joyeria Plateria S.A.	Spain
Gold	Materion	United States Of America
Gold	Valcambi S.A.	SWITZERLAND
Gold	8853 S.p.A.	ITALY
Gold	Advanced Chemical Company	UNITED STATES OF AMERICA
Gold	Al Etihad Gold LLC	UNITED ARAB EMIRATES
Gold	Almalyk Mining and Metallurgical Complex (AMMC)	UZBEKISTAN
Gold	Bangalore Refinery	INDIA
Gold	Bangko Sentral ng Pilipinas (Central Bank of the Philippines)	PHILIPPINES
Gold	Cendres + M?taux SA	SWITZERLAND
Gold	Chugai Mining	JAPAN
Gold	Do Sung Corporation	KOREA, REPUBLIC OF
Gold	Eco-System Recycling Co., Ltd. North Plant	JAPAN
Gold	Eco-System Recycling Co., Ltd. West Plant	JAPAN
Gold	Emirates Gold DMCC	UNITED ARAB EMIRATES
Gold	Geib Refining Corporation	UNITED STATES OF AMERICA
Gold	Inner Mongolia Qiankun Gold and Silver Refinery Share Co., Ltd.	CHINA
Gold	Italpreziosi	ITALY
Gold	Japan Mint	JAPAN
Gold	JCC	CHINA
Gold	Kazzinc	KAZAKHSTAN
Gold	KGHM Polska Miedz Spolka Akcyjna	POLAND
Gold	Korea Zinc Co., Ltd.	KOREA, REPUBLIC OF
Gold	L\\\\Orfebre S.A.	ANDORRA
Gold	HeeSung Metal Ltd.	KOREA, REPUBLIC OF
Gold	Metal Concentrators SA (Pty) Ltd.	SOUTH AFRICA

Gold	MMTC-PAMP India Pvt., Ltd.	INDIA
Gold	Nadir Metal Rafineri San. Ve Tic. A.S.	TURKEY
Gold	Navoi Mining and Metallurgical Combinat	UZBEKISTAN
Gold	NH Recytech Company	KOREA, REPUBLIC OF
Gold	Planta Recuperadora de Metales SpA	CHILE
Gold	PT Aneka Tambang (Persero) Tbk	INDONESIA
Gold	PX Precinox S.A.	SWITZERLAND
Gold	Remondis Argentia B.V.	NETHERLANDS
Gold	SAAMP	FRANCE
Gold	Safimet S.p.A	ITALY
Gold	SAFINA A.S.	CZECHIA
Gold	Samdok Metal	KOREA, REPUBLIC OF
Gold	Sichuan Tianze Precious Metals Co., Ltd.	CHINA
Gold	Singway Technology Co., Ltd.	TAIWAN, PROVINCE OF CHINA
Gold	SungEel HiTech	KOREA, REPUBLIC OF
Gold	T.C.A S.p.A	ITALY
Gold	TOO Tau-Ken-Altyn	KAZAKHSTAN
Gold	Torecom	KOREA, REPUBLIC OF
Gold	Umicore Precious Metals Thailand	THAILAND
Gold	Yamamoto Precious Metal Co., Ltd.	JAPAN
Gold	Yokohama Metal Co., Ltd.	JAPAN
Gold	Abington Reldan Metals, LLC	UNITED STATES OF AMERICA
Gold	Gold by Gold Colombia	COLOMBIA
Gold	GCC Gujrat Gold Centre Pvt. Ltd.	INDIA
Gold	Augmont Enterprises Private Limited	INDIA
Gold	KP Sanghvi International Pvt Ltd	INDIA
Gold	GG Refinery Ltd.	TANZANIA
Gold	HwaSeong CJ CO., LTD.	KOREA, REPUBLIC OF
Gold	Sabin Metal Corp.	UNITED STATES OF AMERICA
Gold	Samwon Metals Corp.	KOREA, REPUBLIC OF
Gold	Pease & Curren	UNITED STATES OF AMERICA
Gold	WEEEREFINING	FRANCE
Gold	Coimpa Industrial LTDA	BRAZIL
Gold	Kyrgyzaltyn JSC	KYRGYZSTAN
Gold	Tony Goetz NV	BELGIUM
Gold	Marsam Metals	BRAZIL
Gold	AU Traders and Refiners	SOUTH AFRICA
Gold	Modeltech Sdn Bhd	MALAYSIA
Gold	ATAkulche	TURKEY
Gold	Caridad	MEXICO
Gold	CHALCO Yunnan Copper Co. Ltd.	CHINA
Gold	Daye Non-Ferrous Metals Mining Ltd.	CHINA
Gold	Gansu Seemine Material Hi-Tech Co., Ltd.	CHINA
Gold	Guoda Safina High-Tech Environmental Refinery Co., Ltd.	CHINA

Gold	Hangzhou Fuchunjiang Smelting Co., Ltd.	CHINA
Gold	Hunan Chenzhou Mining Co., Ltd.	CHINA
Gold	Hunan Guiyang yinxing Nonferrous Smelting Co., Ltd.	CHINA
Gold	Kazakhmys Smelting LLC	KAZAKHSTAN
Gold	LinBao Gold Mining	CHINA
Gold	Lingbao Jinyuan Tonghui Refinery Co., Ltd.	CHINA
Gold	Luoyang Zijin Yinhui Gold Refinery Co., Ltd.	CHINA
Gold	Penglai Penggang Gold Industry Co., Ltd.	CHINA
Gold	Shandong Tarzan Bio-Gold Industry Co., Ltd.	CHINA
Gold	Great Wall Precious Metals Co., LTD.	CHINA
Gold	Anhui Tongling Nonferrous Metal Mining Co., Ltd.	CHINA
Gold	Morris and Watson	NEW ZEALAND
Gold	Guangdong Gaoyao Co	CHINA
Gold	Shandong Humon Smelting Co., Ltd.	CHINA
Gold	International Precious Metal Refiners	UNITED ARAB EMIRATES
Gold	Sudan Gold Refinery	SUDAN
Gold	Fujairah Gold FZC	UNITED ARAB EMIRATES
Gold	Shirpur Gold Refinery Ltd.	INDIA
Gold	Sai Refinery	INDIA
Gold	DEGUSSA	GERMANY
Gold	JALAN & Company	INDIA
Gold	State Research Institute Center for Physical Sciences and Technology	LITHUANIA
Gold	Gold Coast Refinery	GHANA
Gold	QG Refining, LLC	UNITED STATES OF AMERICA
Gold	Dijllah Gold Refinery FZC	UNITED ARAB EMIRATES
Gold	CGR Metalloys Pvt Ltd.	INDIA
Gold	Sovereign Metals	INDIA
Gold	Kundan Care Products Ltd.	INDIA
Gold	FSE Novosibirsk Refinery	RUSSIAN FEDERATION
Gold	JSC Ekaterinburg Non-Ferrous Metal Processing Plant	RUSSIAN FEDERATION
Gold	JSC Uralelectromed	RUSSIAN FEDERATION
Gold	L'azurde Company For Jewelry	SAUDI ARABIA
Gold	Federal State Unitary Enterprise Moscow Special Processing Plant (FSUE MZSS)	RUSSIAN FEDERATION
Gold	OJSC The Gulidov Krasnoyarsk Non-Ferrous Metals Plant (OJSC Krastsvetmet)	RUSSIAN FEDERATION
Gold	Prioksky Plant of Non-Ferrous Metals	RUSSIAN FEDERATION
Gold	SOE Shyolkovsky Factory of Secondary Precious Metals	RUSSIAN FEDERATION
Gold	Fidelity Printers and Refiners Ltd.	ZIMBABWE
Gold	Kaloti Precious Metals	UNITED ARAB EMIRATES

Gold	Kyshtym Copper-Electrolytic Plant ZAO	RUSSIAN FEDERATION
Gold	African Gold Refinery	UGANDA
Gold	Al Ghaith Gold	UNITED ARAB EMIRATES
Gold	ARY Aurum Plus	UNITED ARAB EMIRATES
Gold	Guangdong Hua Jian Trade Co., Ltd.	CHINA
Gold	Hang Seng Technology	CHINA
Gold	Henan Yuguang Gold & Lead Co., Ltd.	CHINA
Gold	Hung Cheong Metal Manufacturing Limited	CHINA
Gold	Jinlong Copper Co., Ltd.	CHINA
Gold	Nyrstar Metals	UNITED STATES OF AMERICA
Gold	Shan Tou Shi Yong Yuan Jin Shu Zai Sheng Co., Ltd.	CHINA
Gold	Shandong Hengbang Smelter Co., Ltd.	CHINA
Gold	Shandong Yanggu Xiangguang Co., Ltd.	CHINA
Gold	Shenzhen Heng Zhong Industry Co., Ltd.	CHINA
Gold	Sino-Platinum Metals Co., Ltd.	CHINA
Gold	Viagra Di precious metals (Zhaoyuan) Co., Ltd.	CHINA
Gold	Wuzhong Group	CHINA
Gold	Yunnan Gold Mining Group Co., Ltd. (YGMG)	CHINA
Gold	Zhe Jiang Guang Yuan Noble Metal Smelting Factory	CHINA
Gold	Zhongkuang Gold Industry Co., Ltd.	CHINA
Gold	Zhongshan Hyper-Toxic Substance Monopolized Co., Ltd.	CHINA
Gold	Zhongshan Poison Material Proprietary Co., Ltd.	CHINA
Gold	Zhuhai toxic materials Monopoly Ltd.	CHINA
Gold	Zhuzhou Smelting Group Co., Ltd	CHINA
Gold	C.I Metales Procesados Industriales SAS	COLOMBIA
Gold	Dongwu Gold Group	CHINA
Gold	Metallix Refining Inc.	UNITED STATES OF AMERICA
Gold	MD Overseas	INDIA
Gold	Sellem Industries Ltd.	MAURITANIA
Gold	Alexy Metals	UNITED STATES OF AMERICA
Gold	K.A. Rasmussen	NORWAY
Gold	Emerald Jewel Industry India Limited (Unit 4)	INDIA
Gold	Emerald Jewel Industry India Limited (Unit 3)	INDIA
Gold	Emerald Jewel Industry India Limited (Unit 2)	INDIA
Gold	Emerald Jewel Industry India Limited (Unit 1)	INDIA
Gold	ABC Refinery Pty Ltd.	AUSTRALIA

Gold	Albino Mountinho Lda.	PORTUGAL
Gold	Shenzhen CuiLu Gold Co., Ltd.	CHINA
Gold	Shenzhen Zhonghenglong Real Industry Co., Ltd.	CHINA
Gold	Super Dragon Technology Co., Ltd.	TAIWAN, PROVINCE OF CHINA
Gold	Daejin Indus Co., Ltd.	KOREA, REPUBLIC OF
Gold	Doduco	GERMANY
Gold	Umicore Brasil Ltda.	BRAZIL
Gold	Republic Metals Corporation	UNITED STATES OF AMERICA
Gold	SAXONIA Edelmetalle GmbH	GERMANY
Gold	Universal Precious Metals Refining Zambia	ZAMBIA
Gold	Morris and Watson Gold Coast	AUSTRALIA
Gold	DS PRETECH Co., Ltd.	Korea, Republic Of
Gold	Value Trading	BELGIUM
Gold	Sancus ZFS (L	COLOMBIA
Tantalum	Minera??o Taboca S.A.	Brazil
Tantalum	F & X	China
Tantalum	Guangdong Zhiyuan New Material Co., Ltd.	China
Tantalum	JiuJiang JinXin Nonferrous Metals Co., Ltd.	China
Tantalum	Jiujiang Nonferrous Metals Smelting Company Limited	China
Tantalum	Ningxia Orient Tantalum Industry Co., Ltd.	China
Tantalum	RFH	China
Tantalum	Hengyang King Xing Lifeng New Materials Co., Ltd.	China
Tantalum	FIR Metals & Resource Ltd.	China
Tantalum	Jiangxi Tuohong New Raw Material	China
Tantalum	Molycorp Silmet A.S.	Estonia
Tantalum	H.C. Starck Goslar	Germany
Tantalum	H.C. Starck Smelting GmbH & Co. KG	Germany
Tantalum	Metallurgical Products India Pvt. Ltd. (MPIL)	India
Tantalum	Taki Chemical Co., Ltd.	Japan
Tantalum	H.C. Starck Ltd.	Japan
Tantalum	Global Advanced Metals Aizu	Japan
Tantalum	ULBA	Kazakhstan
Tantalum	KEMET Blue Metals	Mexico
Tantalum	H.C. Starck Co., Ltd.	Thailand
Tantalum	Telex Metals	United States Of America
Tantalum	D Block Metals, LLC	United States Of America
Tantalum	H.C. Starck Inc.	United States Of America
Tantalum	Global Advanced Metals Boyertown	United States Of America
Tantalum	Mitsui Mining & Smelting	JAPAN
Tantalum	LSM Brasil S.A.	BRAZIL

Tantalum	Jiangxi Dinghai Tantalum & Niobium Co., Ltd.	CHINA
Tantalum	Jiujiang Zhongao Tantalum & Niobium Co., Ltd.	CHINA
Tantalum	QuantumClean	UNITED STATES OF AMERICA
Tantalum	Resind Industria e Comercio Ltda.	BRAZIL
Tantalum	XinXing HaoRong Electronic Material Co., Ltd.	CHINA
Tantalum	RFH Yancheng Jinye New Material Technology Co., Ltd.	CHINA
Tantalum	Conghua Tantalum and Niobium Smeltry	CHINA
Tantalum	Changsha South Tantalum Niobium Co., Ltd.	CHINA
Tantalum	Zhuzhou Cemented Carbide Group	CHINA
Tantalum	Plansee SE Reutte	AUSTRIA
Tantalum	Avon Specialty Metals Ltd	UNITED KINGDOM OF GREAT BRITAIN AND NORTHERN
Tantalum	RFH Recycling Metals Co., Ltd.	CHINA
Tantalum	Jiujiang Janny New Material Co., Ltd.	CHINA
Tantalum	V&D New Materials (Jiangsu) Co., Ltd.	CHINA
Tantalum	XIMEI RESOURCES(GUIZHOU) TECHNOLOGY CO., LTD.	CHINA
Tantalum	PowerX Ltd.	RWANDA
Tantalum	Exotech Inc.	UNITED STATES OF AMERICA
Tantalum	Solikamsk	RUSSIAN FEDERATION
Tantalum	ANHUI HERRMAN IMPEX CO.	CHINA
Tantalum	Global Advanced Metals	UNITED STATES OF AMERICA
Tantalum	H.C. Starck Hermsdorf GmbH	GERMANY
Tantalum	5D Production OU	ESTONIA
Tantalum	CP Metals Inc.	UNITED STATES OF AMERICA
Tantalum	KEMET Blue Powder	UNITED STATES OF AMERICA
Tantalum	Power Resources Ltd.	NORTH MACEDONIA, REPUBLIC OF
Tin	Chenzhou Yun Xiang mining limited liability company	CHINA
Tin	EM Vinto	BOLIVIA (PLURINATIONAL STATE OF)
Tin	Gejiu Non-Ferrous Metal Processing Co., Ltd.	CHINA
Tin	China Tin (Hechi)	CHINA
Tin	Malaysia Smelting Corporation (MSC)	MALAYSIA
Tin	Brand RBT	INDONESIA
Tin	Kundur Smelter	INDONESIA
Tin	Mentok Smelter	INDONESIA
Tin	Thai Solder Industry Corp., Ltd.	THAILAND
Tin	Chengfeng Metals Co Pte Ltd	CHINA
Tin	China Yunnan Tin Co Ltd.	CHINA
Tin	PT Menara Cipta Mulia	INDONESIA
Tin	Guangdong Hanhe Non-Ferrous Metal Co., Ltd.	CHINA

Tin	Alent plc	UNITED STATES OF AMERICA
Tin	Fenix Metals	POLAND
Tin	Metallic Resources, Inc.	UNITED STATES OF AMERICA
Tin	Mineracao Taboca S.A.	BRAZIL
Tin	Funsur Smelter	PERU
Tin	Jiangxi Nanshan	CHINA
Tin	OMSA	BOLIVIA (PLURINATIONAL STATE OF)
Tin	PT Artha Cipta Langgeng	INDONESIA
Tin	PT Babel Inti Perkasa	INDONESIA
Tin	PT Babel Surya Alam Lestari	INDONESIA
Tin	Brand IMLI	INDONESIA
Tin	PT Mitra Stania Prima	INDONESIA
Tin	PT Prima Timah Utama	INDONESIA
Tin	PT Sariwiguna Binasentosa	INDONESIA
Tin	PT Stanindo Inti Perkasa	INDONESIA
Tin	PT Tinindo Inter Nusa	INDONESIA
Tin	Rui Da Hung	TAIWAN, PROVINCE OF CHINA
Tin	White Solder Metalurgia e Mineracao Ltda.	BRAZIL
Tin	PT ATD Makmur Mandiri Jaya	INDONESIA
Tin	PT Cipta Persada Mulia	INDONESIA
Tin	Metallo-Chimique N.V.	BELGIUM
Tin	Elmet S.L.U.	SPAIN
Tin	PT Bangka Serumpun	INDONESIA
Tin	Tin Technology & Refining	UNITED STATES OF AMERICA
Tin	PT Rajawali Rimba Perkasa	INDONESIA
Tin	Luna Smelter, Ltd.	RWANDA
Tin	Magnu's Minerais Metais e Ligas Ltda.	Brazil
Tin	Fabrica Auricchio Industria e Comercio Ltda.	Brazil
Tin	Chifeng Dajingzi Tin Industry Co., Ltd.	China
Tin	CV Nurjanah	Indonesia
Tin	CV Venus Inti Perkasa	Indonesia
Tin	CV Ayi Jaya	Indonesia
Tin	PT Sukses Inti Makmur	Indonesia
Tin	PT Mitra Sukses Globalindo	Indonesia
Tin	O.M. Manufacturing Philippines, Inc.	Philippines
Tin	O.M. Manufacturing (Thailand) Co., Ltd.	Thailand
Tin	CRM Synergies	SPAIN
Tin	PT Putera Sarana Shakti (PT PSS)	INDONESIA
Tin	PT Tommy Utama	INDONESIA
Tin	Estanho de Rondonia S.A.	BRAZIL
Tin	Gejiu Zi-Li	CHINA
Tin	CV Tiga Sekawan	INDONESIA
Tin	PT Pelat Timah Nusantara Tbk	INDONESIA

Tin	CV Serumpun Sebalai	INDONESIA
Tin	PT Bangka Prima Tin	INDONESIA
Tin	CRM Fundicao De Metais E Comercio De Equipamentos Eletronicos Do Brasil Ltda	BRAZIL
Tin	Ma\ \ \ \ \ anshan Weitai Tin Co., Ltd.	CHINA
Tin	DS Myanmar	MYANMAR
Tin	PT Belitung Industri Sejahtera	INDONESIA
Tin	Precious Minerals and Smelting Limited	INDIA
Tin	Malaysia Smelting Corporation Berhad (Port Klang)	MALAYSIA
Tin	PT Tirus Putra Mandiri	INDONESIA
Tin	Feinh?tte Halsbr?cke GmbH	GERMANY
Tin	Soft Metais Ltda.	BRAZIL
Tin	Super Ligas	BRAZIL
Tin	HuiChang Hill Tin Industry Co., Ltd.	CHINA
Tin	Yunnan Yunfan Non-ferrous Metals Co., Ltd.	CHINA
Tin	TRATHO Metal Quimica	BRAZIL
Tin	Rian Resources SDN. BHD	MALAYSIA
Tin	Solder Court Ltd.	CHINA
Tin	Mining Minerals Resources SARL	CONGO, DEMOCRATIC REPUBLIC OF THE
Tin	PT Bangka Tin Industry	INDONESIA
Tin	PT Panca Mega Persada	INDONESIA
Tin	Gejiu Kai Meng Industry and Trade LLC	CHINA
Tin	Gejiu Yunxin Nonferrous Electrolysis Co., Ltd.	CHINA
Tin	Melt Metais e Ligas S.A.	BRAZIL
Tin	Electro-Mechanical Facility of the Cao Bang Minerals & Metallurgy Joint Stock Company	VIET NAM
Tin	Dongguan CiEXPO Environmental Engineering Co., Ltd.	CHINA
Tin	Nghe Tinh Non-Ferrous Metals Joint Stock Company	VIET NAM
Tin	Tuyen Quang Non-Ferrous Metals Joint Stock Company	VIET NAM
Tin	An Vinh Joint Stock Mineral Processing Company	VIET NAM
Tin	Pongpipat Company Limited	MYANMAR
Tin	Gejiu City Fuxiang Industry and Trade Co., Ltd.	CHINA
Tin	Chofu Works	JAPAN
Tin	Dongguan City Xida Soldering Tin Products Co.	CHINA
Tin	Gejiu Yunxi Group Corp.	CHINA
Tin	GUANGXI HUA TIN GOLD MINUTE FEE, LTD.	CHINA

Tin	Guangxi Nonferrous Metals Group	CHINA
Tin	Guangxi Zhongshan Jin Yi Smelting Co., Ltd.	CHINA
Tin	Hezhou Jinwei Tin Co., Ltd.	CHINA
Tin	Hongqiao Metals (Kunshan) Co., Ltd.	CHINA
Tin	Jiang Jia Wang Technology Co.	CHINA
Tin	Jiangxi Yaosheng Tungsten Co., Ltd.	CHINA
Tin	LIAN JING	CHINA
Tin	Ma An Shan Shu Guang Smelter Corp.	CHINA
Tin	Materials Eco-Refining Co., Ltd.	JAPAN
Tin	Metahub Industries Sdn. Bhd.	MALAYSIA
Tin	Minchali Metal Industry Co., Ltd.	TAIWAN, PROVINCE OF CHINA
Tin	Ming Li Jia smelt Metal Factory	CHINA
Tin	Ney Metals and Alloys	UNITED STATES OF AMERICA
Tin	OMODEO A. E S. METALLEGHE SRL	ITALY
Tin	Shenzhen Hong Chang Metal Manufacturing Factory	CHINA
Tin	Sichuan Guanghan Jiangnan casting smelters	CHINA
Tin	Sigma Tin Alloy Co., Ltd.	CHINA
Tin	Suzhou Nuonengda Chemical Co., Ltd.	CHINA
Tin	Taiwan Huanliang	TAIWAN, PROVINCE OF CHINA
Tin	TIN PLATING GEJIU	CHINA
Tin	Top-Team Technology (Shenzhen) Ltd.	CHINA
Tin	WUJIANG CITY LUXE TIN FACTORY	CHINA
Tin	Xiamen Honglu Tungsten Molybdenum Co., Ltd.	CHINA
Tin	Xianghualing Tin Industry Co., Ltd.	CHINA
Tin	Xin Furukawa Metal (Wuxi) Co., Ltd.	CHINA
Tin	XURI	CHINA
Tin	Yifeng Tin	CHINA
Tin	Yuecheng Tin Co., Ltd.	CHINA
Tin	Yunnan Chengo Electric Smelting Plant	CHINA
Tin	Yunnan Copper Zinc Industry Co., Ltd.	CHINA
Tin	Yunnan Geiju Smelting Corp.	CHINA
Tin	Yunnan Industrial Co., Ltd.	CHINA
Tin	Yunnan Malipo Baiyi Kuangye Co.	CHINA
Tin	Zhongshan Jinye Smelting Co.,Ltd	CHINA
Tin	PT Timah Tbk	INDONESIA
Tin	Thailand Mine Factory	THAILAND
Tin	Three green surface technology limited company	CHINA
Tin	TONG LONG	CHINA
Tin	Yiquan Manufacturing	CHINA
Tin	Thai Nguyen Mining and Metallurgy Co., Ltd.	VIET NAM

Tin	VQB Mineral and Trading Group JSC	VIET NAM
Tin	Ma'anshan Weitai Tin Co., Ltd.	CHINA
Tin	PT Rajehan Ariq	INDONESIA
Tin	China Rare Metal Material Co., Ltd.	CHINA
Tin	CNMC (Guangxi) PGMA Co., Ltd.	CHINA
Tin	CV Gita Pesona	INDONESIA
Tin	CV United Smelting	INDONESIA
Tin	Huichang Jinshunda Tin Co., Ltd.	CHINA
Tin	PT DS Jaya Abadi	INDONESIA
Tin	PT Eunindo Usaha Mandiri	INDONESIA
Tin	PT Karimun Mining	INDONESIA
Tin	PT Sumber Jaya Indah	INDONESIA
Tin	PT Inti Stania Prima	INDONESIA
Tin	CV Dua Sekawan	INDONESIA
Tin	PT Kijang Jaya Mandiri	INDONESIA
Tin	Gejiu Fengming Metallurgy Chemical Plant	CHINA
Tin	Guanyang Guida Nonferrous Metal Smelting Plant	CHINA
Tin	PT Lautan Harmonis Sejahtera	INDONESIA
Tin	PT Masbro Alam Stania	INDONESIA
Tin	Jiang Xi Jia Wang Technology Tin Products Environmental Ltd.	CHINA
Tin	Taicang City Nancang Metal Material Co., Ltd.	CHINA
Tungsten	A.L.M.T. TUNGSTEN Corp.	JAPAN
Tungsten	ATI Metalworking Products	UNITED STATES OF AMERICA
Tungsten	Chaozhou Xianglu Tungsten Industry Co., Ltd.	CHINA
Tungsten	Chongyi Zhangyuan Tungsten Co., Ltd.	CHINA
Tungsten	Global Tungsten & Powders Corp.	UNITED STATES OF AMERICA
Tungsten	Japan New Metals Co., Ltd.	JAPAN
Tungsten	WBH	AUSTRIA
Tungsten	Xiamen Tungsten Co., Ltd.	CHINA
Tungsten	Ganzhou Jiangwu Ferrotungsten Co., Ltd.	CHINA
Tungsten	Jiangxi Xinsheng Tungsten Industry Co., Ltd.	CHINA
Tungsten	Xiamen H.C.	CHINA
Tungsten	Jiangxi Gan Bei Tungsten Co., Ltd.	CHINA
Tungsten	Ganzhou Seadragon W & Mo Co., Ltd.	CHINA
Tungsten	Chenzhou Diamond Tungsten Products Co., Ltd.	CHINA
Tungsten	H.C. Starck GmbH	GERMANY
Tungsten	Nui Phao H.C. Starck Tungsten Chemicals Manufacturing LLC	VIET NAM
Tungsten	Jiangwu H.C. Starck Tungsten Products Co., Ltd.	CHINA

Tungsten	Niagara Refining LLC	UNITED STATES OF AMERICA
Tungsten	Lianyou Metals Co., Ltd.	Taiwan, Province Of China
Tungsten	Malipo Haiyu Tungsten Co., Ltd.	CHINA
Tungsten	ACL Metais Eireli	BRAZIL
Tungsten	Asia Tungsten Products Vietnam Ltd.	VIET NAM
Tungsten	China Molybdenum Co., Ltd.	CHINA
Tungsten	Cronimet Brasil Ltda	BRAZIL
Tungsten	Ganzhou Haichuang Tungsten Industry Co., Ltd.	CHINA
Tungsten	China National Non Ferrous	CHINA
Tungsten	Human Chun-Chang non-ferrous Smelting & Concentrating Co., Ltd.	CHINA
Tungsten	Jiangxi Tonggu Non-ferrous Metallurgical & Chemical Co., Ltd.	CHINA
Tungsten	Kennametal Fallon	UNITED STATES OF AMERICA
Tungsten	Philippine Chuangxin Industrial Co., Inc.	PHILIPPINES
Tungsten	GEM Co., Ltd.	CHINA
Tungsten	Fujian Xinlu Tungsten Co., Ltd.	CHINA
Tungsten	Xinfeng Huarui Tungsten & Molybdenum New Material Co., Ltd.	CHINA
Tungsten	Moliren Ltd.	RUSSIAN FEDERATION
Tungsten	Fujian Ganmin RareMetal Co., Ltd.	CHINA
Tungsten	Lianyou Resources Co., Ltd.	TAIWAN, PROVINCE OF CHINA
Tungsten	Shinwon Tungsten (Fujian Shanghang) Co., Ltd.	CHINA
Tungsten	Kenee Mining Corporation Vietnam	VIET NAM
Tungsten	Jiangxi Minmetals Gao'an Non-ferrous Metals Co., Ltd.	CHINA
Tungsten	Avon Specialty Metals Ltd.	UNITED KINGDOM OF GREAT BRITAIN AND NORTHERN
Tungsten	Ganzhou Sunny Non-Ferrous Metals Co., Ltd.	CHINA
Tungsten	Tungsten Vietnam Joint Stock Company	VIET NAM
Tungsten	Plansee Composite Materials GmbH	GERMANY
Tungsten	Sanher Tungsten Vietnam Co., Ltd.	VIET NAM
Tungsten	Unecha Refractory metals plant	RUSSIAN FEDERATION
Tungsten	Albasteel Industria e Comercio de Ligas Para Fundicao Ltd.	BRAZIL
Tungsten	Hydrometallurg, JSC	RUSSIAN FEDERATION
Tungsten	JSC "Kirovgrad Hard Alloys Plant"	RUSSIAN FEDERATION
Tungsten	Ganzhou Beseem Ferrotungsten Co., Ltd.	CHINA
Tungsten	Zhangzhou Chuen Bao Apt Smeltery Co., Ltd.	CHINA
Tungsten	Zhuzhou Cemented Carbide Group Co Ltd	CHINA
Tungsten	HANNAE FOR T Co., Ltd.	KOREA, REPUBLIC OF
Tungsten	YUDU ANSHENG TUNGSTEN CO., LTD.	CHINA
Tungsten	Fujian Jinxin Tungsten Co., Ltd.	CHINA

Tungsten	Hunan Chuangda Vanadium Tungsten Co., Ltd. Wuji	CHINA
Tungsten	Hunan Litian Tungsten Industry Co., Ltd.	CHINA
Tungsten	Jiangxi Dayu Longxintai Tungsten Co., Ltd.	CHINA
Tungsten	KGETS Co., Ltd.	KOREA, REPUBLIC OF
Tungsten	Shaoguan Xinhai Rendan Tungsten Industry Co. Ltd	CHINA
Tungsten	Tejing (Vietnam) Tungsten Co., Ltd.	VIET NAM
Tungsten	Woltech Korea Co., Ltd.	KOREA, REPUBLIC OF
Tungsten	Ganzhou Haichuang Tungsten Co., Ltd.	CHINA

Annex II –Reported Country of Origin

Based on our due diligence, the above smelters or refiners may process Conflict Minerals from one or more of the following countries of origin:

SMELTER COUNTRY
ANDORRA
AUSTRALIA
AUSTRIA
BELGIUM
BOLIVIA (PLURINATIONAL STATE OF)
BRAZIL
CANADA
CHILE
CHINA
COLOMBIA
CONGO, DEMOCRATIC REPUBLIC OF THE
CZECHIA
ESTONIA
FRANCE
GERMANY
GHANA
INDIA
INDONESIA
ITALY
JAPAN
KAZAKHSTAN
KOREA, REPUBLIC OF
KYRGYZSTAN
LITHUANIA
MALAYSIA
MAURITANIA
MEXICO
MYANMAR
NETHERLANDS
NEW ZEALAND
NORTH MACEDONIA, REPUBLIC OF
NORWAY
PERU
PHILIPPINES
POLAND
PORTUGAL
RUSSIAN FEDERATION
RWANDA
SAUDI ARABIA
SINGAPORE
SOUTH AFRICA
SPAIN
SUDAN
SWEDEN
SWITZERLAND
TAIWAN, PROVINCE OF CHINA
TANZANIA
THAILAND
TURKEY
UGANDA
UNITED ARAB EMIRATES
UNITED KINGDOM OF GREAT BRITAIN AND NORTHERN
UNITED STATES OF AMERICA
UZBEKISTAN
VIET NAM
ZAMBIA
ZIMBABWE